


SOUTH ASIAN ENTERPRISES LTD

Corp. Office: 2nd Floor, 13, Sant Nagar, East of Kailash, New Delhi-110065
Tel. : +91-11-46656666, Fax : +91-11-46656699
Our Email Address : For investor Services : investordesk.sael@gmail.com
Other than above : southasianenterprises@gmail.com, info@sael.co.in
elec.earthing.sael@gmail.com Website : www.sael.co.in
CIN NO.: L91990UP1990PLC011753



January 19, 2017


THE LISTING DEPARTMENT
BSE LIMITED
PHIROZE JEEJEEBHOY TOWERS
DALAL STREET
MUMBAI - 400 001

Dear Sir,

In terms of the Regulation 31(1)(b) of the SEBI (Listing Obligations & Disclosure Requirements) Regulations, 2015, enclosed herewith is the Shareholding Pattern of the Company for the quarter ended on 31st December 2016.

Kindly acknowledge the receipt.

Thanking you,
For South Asian Enterprises Ltd.


(IJS Aujla)
Compliance Officer
M. No. :A34144


Encl: As above ,

Format of holding of specified securities

- 1. Name of Listed entity : SOUTH ASIAN ENTERPRISES LTD.
- 2. Scrip Code/Name of Scrip/Class of Security : 526477
- 3. Share Holding Pattern Filed under : Reg. 31(1)(b)
a) if under 31(1)(b) then indicate the report for Quarter ending 31-12-2016
b) if under 31(1)(c) then indicate date of allotment/extinguishment
- 4. Declaration: The Listed entity is required to submit the following declaration to the extent of submission of information :-

	Particulars	Yes*	No*
1	Whether the listed entity has issued any partly paid shares ?	Yes	
2	Whether the listed entity has issued any Convertible Securities or Warrants ?		No
3	Whether the listed entity has any shares against which depository receipts are issued ?		No
4	Whether the listed entity has any shares locked-in?		No
5	Whether any shares held by promoters are pledge or otherwise encumbered ?		No

* If the Listed entity selects the option 'No' for the questions above, the columns for the partly paid shares, Outstanding Convertible Securities/Warrants. Depository receipts, locked-in shares, No. of shares pledged or otherwise encumbered by promoters, as applicable, shall not be displayed at the time of dissemination on the Stock Exchange website. Also wherever there is 'No' declared by Listed Entity in above table the values will be considered as 'Zero' by default on submission of the format of holding of specified securities.



SOUTH ASIAN ENTERPRISES LTD. As on 31/12/2016

Table - I Summary Statement holding of specified securities

Category (I)	Category of shareholder (II)	No. of Shareholders	No. of fully paid up equity shares held (iv)	No. of Partly paid up equity shares held (v)	No. of Shares underlying Depository Receipts (vi)	Total nos. shares held (VII)=(IV)+(V)+(VI)	Shareholding as a % of total no. of shares (calculated as per SCRR, 1957) (VIII) As a % of (A+B+C2)	Number of Voting Rights held in each class of securities (IX)			No. of Shares Underlying convertible securities (including warrants) (X)	Shareholding as a % assuming full conversion of convertible securities (as a percentage of diluted share capital)	Number of locked in Shares (XII)		Number of Shares pledged or otherwise encumbered (XIII)		Number of Equity shares held in dematerialised form (XIV)	
								No. of Voting Rights					As a % of total shares held (b)	No. (a)	As a % of total shares held (b)	No. (a)		As a % of total shares held (b)
								Class X	Class Y	Total								
(A)	Promoter & Promoter Group	4	2443019	0	0	2443019	61.08	2443019	0	61.08	0	0	0	0	0	2442799		
(B)	Public	5642	1553181	3800	0	1556981	38.92	1556981	0	38.92	0	0	0	0	0	821536		
(C)	Non Promoter - Non Public	0	0	0	0	0	0	0	0	0	0	0	0	0	0	0		
(C1)	Shares underlying DRs	0	0	0	0	0	0	0	0	0	0	0	0	0	0	0		
(C2)	Shares held by Employee	0	0	0	0	0	0	0	0	0	0	0	0	0	0	0		
	Trusts	0	0	0	0	0	0	0	0	0	0	0	0	0	0	0		
	Total	5646	3996200	3800	0	4000000	100	4000000	0	100	0	0	0	0	0	3264335		



SOUTH ASIAN ENTERPRISES LTD. As on 31/12/2016
Table - II Statement showing shareholding pattern of the Promoter & Promoter Group

Category and name of the shareholders (I)	PAN (II)	No. of Shareholders (III)	No. of fully paid up equity shares (IV)	No. of Partly paid up equity shares held (V)	No. of Shares up Depository Receipts (VI)	Total shares holding (VII)=(IV)+(V)+(VI)	Shareholding % as per SCRR, 1957 (VIII) As a % of (A+B+C2)	Number of Voting Rights held in each class of securities (IX)		Total Shareholding as a % assuming full conversion of convertible securities (as a percentage of diluted share capital)	Number of locked in Shares (XII)		Number of Equity shares held in dematerialised form (XIV)
								Class X	Class Y		No. (a)	As a % of total shares held (b)	
(1) Indian													
(a) Individuals/Hindu undivided Family		3	58730	0	0	58730	1.47	58730	0	1.47	0	0	58710
(b) Central Government/State Government(s)		0	0	0	0	0	0	0	0	0	0	0	0
(c) Financial Institutions/Banks		0	0	0	0	0	0	0	0	0	0	0	0
(d) Any other - Group Companies		1	2384289	0	0	2384289	59.61	2384289	0	59.61	0	0	2384089
Sub-Total (A) (1)		4	2443019	0	0	2443019	61.08	2443019	0	61.08	0	0	2442799
(2) Foreign													
(a) Individuals/(Non-Resident Individuals/Foreign Individuals)		0	0	0	0	0	0	0	0	0	0	0	0
(b) Government		0	0	0	0	0	0	0	0	0	0	0	0
(c) Institutions		0	0	0	0	0	0	0	0	0	0	0	0
(d) Foreign Portfolio Investor		0	0	0	0	0	0	0	0	0	0	0	0
(e) Any Other - Body Corporates		0	0	0	0	0	0	0	0	0	0	0	0
Sub-Total (A) (2)		0	0	0	0	0	0	0	0	0	0	0	0
Total Shareholding of Promoter & Promoter Group		4	2443019	0	0	2443019	61.08	2443019	0	61.08	0	0	2442799
(A)=(A)(1)+(A)(2)													



SOUTH ASIAN ENTERPRISES LTD. As on 31/12/2016

Table - III Statement showing shareholding pattern of the Public Shareholder


(1)	Category and name of the shareholders (I)	PAN (II)	No. of Shareholders (III)	No. of fully paid up equity shares held (iv)	No. of Partly paid up equity shares held (v)	No. of Shares underlying Depository Receipts (vi)	Total nos. shares held (VII)=(V)+(VI)	Shareholding % calculated as per SCRR,1957 As a % of (A+B+C2) (VIII)	Number of Voting Rights held in each class of securities (IX)			Total as a % of Total voting rights	No. of Shares Outstanding convertible securities (including warrants) (X)	Shareholding as a % assuming full conversion of convertible securities (as a percentage of diluted share capital)	Number of locked in Shares (XII)		Number of Shares pledged or otherwise encumbered (XIII)	As a % of total shares held (b)	Number of Equity shares held in dematerialised form (XIV)
									No. of Voting Rights		Total				No. (a)	As a % of total shares held (b)			
									Class X	Class Y									
(a)	Institutions																		
(b)	Mutual Funds		0	0	0	0	0	0	0	0	0	0	0	0	0	0	0	0	0
(c)	Venture Capital Funds		0	0	0	0	0	0	0	0	0	0	0	0	0	0	0	0	0
(d)	Alternate Investment Funds		0	0	0	0	0	0	0	0	0	0	0	0	0	0	0	0	0
(e)	Foreign Venture Capital Investors		0	0	0	0	0	0	0	0	0	0	0	0	0	0	0	0	0
(f)	Foreign Portfolio Investors		0	0	0	0	0	0	0	0	0	0	0	0	0	0	0	0	0
(g)	Financial Institutions/Banks		2	200	0	200	0.01	200	0.01	0	0	0.01	0	0.01	0	0	0	0	0
(h)	Insurance Companies		0	0	0	0	0	0	0	0	0	0	0	0	0	0	0	0	0
(i)	Provident Funds/Pension Funds		0	0	0	0	0	0	0	0	0	0	0	0	0	0	0	0	0
(j)	Any other		0	0	0	0	0	0	0	0	0	0	0	0	0	0	0	0	0
(k)	Foreign Financial Institutions		0	0	0	0	0	0	0	0	0	0	0	0	0	0	0	0	0
(l)	Sub-Total (B)(1)		2	200	0	200	0.01	200	0.01	0	0	0.01	0	0.01	0	0	0	0	0
(2)	Central Government/State Government(s)/ President of India		0	0	0	0	0	0	0	0	0	0	0	0	0	0	0	0	0
(3)	Sub-Total (B)(2)		0	0	0	0	0	0	0	0	0	0	0	0	0	0	0	0	0
(a)	Non-Institutions																		
(b)	Individuals																		
(c)	i. Individual shareholders holding nominal share capital up to Rs. 2 lakhs.		5561	1005453	3800	0	1009253	25.23	1009253	25.23	0	25.23	0	25.23	0	0	0	0	530008
(d)	ii. Individual shareholders holding nominal share capital in excess of Rs. 2 lakhs.		3	145797	0	0	145797	3.64	145797	3.64	0	3.64	0	3.64	0	0	0	0	145797
(e)	NBFCs registered with RBI		0	0	0	0	0	0	0	0	0	0	0	0	0	0	0	0	0
(f)	Employee Trusts		0	0	0	0	0	0	0	0	0	0	0	0	0	0	0	0	0
(g)	Overseas Depositories (holding DRs) (balancing Figures)		0	0	0	0	0	0	0	0	0	0	0	0	0	0	0	0	0
(h)	Any other		0	0	0	0	0	0	0	0	0	0	0	0	0	0	0	0	0
(i)	Body Corporates		67	399966	0	0	399966	10	399966	10	0	10	0	10	0	0	0	0	143966
(j)	Clearing Members		8	1265	0	0	1265	0.03	1265	0.03	0	0.03	0	0.03	0	0	0	0	1265
(k)	Non Residents		1	500	0	0	500	0.01	500	0.01	0	0.01	0	0.01	0	0	0	0	500
(l)	Trusts		0	0	0	0	0	0	0	0	0	0	0	0	0	0	0	0	0
(m)	Foreign Company		0	0	0	0	0	0	0	0	0	0	0	0	0	0	0	0	0
(n)	Sub-Total (B)(3)		5640	1552981	3800	0	1556781	38.92	1556781	38.92	0	38.92	0	38.92	0	0	0	0	821536
(o)	Total Public Shareholding (B)=(B)(1)+(B)(2)+(B)(3)		5642	1553181	3800	0	1556981	38.92	1556981	38.92	0	38.92	0	38.92	0	0	0	0	821536



SOUTH ASIAN ENTERPRISES LTD. As on 31/12/2016


Table - IV Statement showing shareholding pattern of the Non- Promoter - Non Public Shareholder

Category and name of the shareholders (I)	PAN (II)	No. of Shareholders (III)	No. of fully paid up equity shares held (iv)	No. of Partly paid up equity shares held (v)	No. of Shares underlying Depository Receipts (vi)	Total nos. shares held (VII)=(IV)+(V)+(VI)	Shareholding % calculated as per SCRR,1957 As a % of (A+B+C2) (VIII)	Number of Voting Rights held in each class of securities (IX)			Shareholding as a % assuming full conversion of convertible securities (as a percentage of diluted share capital)	Number of locked in Shares (XII)		Number of Shares pledged or otherwise encumbered (XIII)	Number of Equity shares held in dematerialised form (XIV)	
								No. of Voting Rights				No. (a)	As a % of total shares held (b)			As a % of total shares held (b)
								Class X	Class Y	Total						
(1)																
(a)		0	0	0	0	0	0	0	0	0	0	0	0	0	0	
(i)		0	0	0	0	0	0	0	0	0	0	0	0	0	0	
(ii)		0	0	0	0	0	0	0	0	0	0	0	0	0	0	
(2)																
Employee Benefit Trust (under SEBI (share based Employee Benefit) Regulations, 2014)		0	0	0	0	0	0	0	0	0	0	0	0	0	0	
Total Non- Promoter- Non Public Shareholding		0	0	0	0	0	0	0	0	0	0	0	0	0	0	
C= c(1)+c(2)		0	0	0	0	0	0	0	0	0	0	0	0	0	0	



SOUTH ASIAN ENTERPRISES LTD. As on 31/12/2016
Annexure to Table - II Statement showing shareholding pattern of the Promoter & Promoter Group

Sno	Category and name of the shareholders (I)	PAN (II)	No. of Shareholders (III)	No. of fully paid up equity shares held (iv)	No. of Partly paid up equity shares held (v)	No. of Shares underlying Depository Receipts (vi)	Total nos. shares held (VII)=(IV)+(V)+(VI)	Number of Voting Rights held in each class of securities (IX)			No. of Shares Underlying Outstanding convertible securities (including warrants) (X)	Total Shareholding as a % assuming full conversion of convertible securities (as a percentage of diluted share capital)	Number of locked in Shares (XII)		Number of Shares pledged or otherwise encumbered (XIII)	Number of Equity shares held in dematerialised form (XIV)
								No. of Voting Rights		Total as a % of Total voting rights			No. (a)	As a % of total shares held (b)		
								Class X	Class Y							
A	(d) ANY OTHER - GROUP COMPANIES															
	1 VLS Capital Ltd.	AAACV0130D		2384289			2384289	2384289	0	2384289	59.61	0	0	0	0	2384089
A	(a) INDIVIDUALS/HINDU UNDIVIDED FAMILY															
	1 DIVYA MEHROTRA	AAAPM5343D		50110			50110	50110	0	50110	1.25	0	0	0	0	50110
	2 MAHESH PRASAD MEHROTRA	AAAPM2948M		8610			8610	8610	0	8610	0.22	0	0	0	0	8600
	3 RAMJI MEHROTRA	AAAPM9863F		10			10	10	0	10	0	0	0	0	0	0
	4 Vikas Mehrotra	ACQPM4418C		0			0	0	0	0	0	0	0	0	0	0
	5 Mrs. Sushma Mehrotra	AARPM8039L		0			0	0	0	0	0	0	0	0	0	0
	6 Mrs. Sadhana Mehrotra	AKBPM3652M		0			0	0	0	0	0	0	0	0	0	0
	7 VLS Commodities Pvt. Ltd	AABCG0262C		0			0	0	0	0	0	0	0	0	0	0
	8 Pragati Moulders Ltd.	AAACP0010A		0			0	0	0	0	0	0	0	0	0	0
	9 Ms. Daya Mehrotra (Minor)			0			0	0	0	0	0	0	0	0	0	0
	10 VLS Finance Ltd.	AAACV4183G		0			0	0	0	0	0	0	0	0	0	0
	11 VLS Securities Ltd.	AAACV2236I		0			0	0	0	0	0	0	0	0	0	0
	12 VLS Asset Management Ltd.	AABCV0570A		0			0	0	0	0	0	0	0	0	0	0
	13 MAHESH PRASAD MEHROTRA(HUF)	AAEHM6555I		0			0	0	0	0	0	0	0	0	0	0
	Total Promoter & Promoter Group			2443019			2443019	2443019	0	2443019	61.08	0	0	0	0	2442799



SOUTH ASIAN ENTERPRISES LTD. As on 31/12/2016
Annexure to Table - III Statement showing shareholding pattern of the Public Shareholder holding more than 1% of total number of shares

S No.	Category and name of the shareholders (I)	PAN (II)	No. of Shareholders (III)	No. of fully paid up equity shares held (iv)	No. of Partly paid up equity shares held (v)	No. of Shares underlying Depository Receipts (vi)	Total nos. shares held (VII)=(IV)+(V)+(VI)	Shareholding as a % of total no. of shares (calculated as per SCRR, 1957) (VIII) As a % of (A+B+C2)	Number of Voting Rights held in each class of securities (IX)			No. of Shares Underlying convertible securities (including warrants) (X)	Total Shareholding as a % assuming full conversion of convertible securities (as a percentage of diluted share capital)	Number of locked in Shares (XII)		Number of Shares pledged or otherwise encumbered (XIII)	Number of Equity shares held in dematerialised form (XIV)
									No. of Voting Rights					As a % of total shares held (b)	As a % of total shares held (b)		
									Class X	Class Y	Total						
	(a) (I) INDIVIDUAL SHAREHOLDERS HOLDING NOMINAL SHARE CAPITAL IN EXCESS OF RS. 2 LAKHS																
B	1 SAN GEETHA S	AJPS3739F		60060	0	0	60060	1.5	0	60060	1.5	0	0	0	0	0	60060
	2 SARLA SINGHAL	AATPS4502Q		46549	0	0	46549	1.16	0	46549	1.16	0	0	0	0	0	46549
B	BODY CORPORATES																
	1 DHAMPUR SUGAR MILLS LTD	AABCT2827N		250000	0	0	250000	6.25	0	250000	6.25	0	0	0	0	0	250000
	2 VSL SECURITIES PRIVATE LIMITED	AABCV4700G		78379	0	0	78379	1.96	0	78379	1.96	0	0	0	0	0	78379
	Totals			434988	0	0	434988	10.87	0	434988	10.87	0	0	0	0	0	184188



For South Asian Enterprises Ltd.

Aujla

IJS Aujla
 Compliance Officer
 M.No. A34134