

(1) (a) Statement showing shareholding Pattern


Name of the Company: South Asian Enterprises Limited

Scrip Code, Name of the scrip, class of security: 526477 / SAENTERPR Equity

Quarter Ended: 30/09/2015

No. of partly paid-up shares	No. of partly paid-up shares	As a % of total no. of partly paid-up Shares	As a % of total no. of shares of the company
Held by promoter/promoter group	NIL	NIL	NIL
Held by public	3800	100.000	0.095
Total	3800	100.000	0.095
Outstanding convertible securities:-	No. of outstanding securities	As a % of total no. of outstanding convertible securities	As a % of total no. of shares of the company, assuming full conversion of the convertible
Held by promoter/promoter group	NIL	NIL	NIL
Held by public	NIL	NIL	NIL
Total	NIL	NIL	NIL
Warrants:-	No. of warrants	As a % of total no. of warrants	As a % of total no. of shares of the company, assuming full conversion
Held by promoter/promoter group	NIL	NIL	NIL
Held by public	NIL	NIL	NIL
Total	NIL	NIL	NIL
Total paid-up capital of the company, assuming full conversion of warrants and convertible securities	N.A.		

Category code	Category of Shareholder	Number of shareholders \$	Total number of shares	Number of shares held in dematerialized form	Total shareholding as a percentage of total number of		Shares Pledged or otherwise	
					As a percentage of (A+B)	As a percentage of (A+B+C)	Number of	As a percentage (IX) = (VIII)*100/(IV)
(I)	(II)	(III)	(IV)	(V)	(VI)	(VII)	(VIII)	(IX)
(A)	Promoter and Promoter Group ²	7	2440919	2440699	61.0230	61.0230	0	0
(1)	Indian							
(a)	Individuals/ Hindu Undivided Family	4	56630	56610	1.4158	1.4158	0	0
(b)	Central Government/ State Government (s)	0	0	0	0.0000	0	0	0
(c)	Bodies Corporate	3	2384289	2384089	59.6072	59.6072	0	0
(d)	Financial Institutions/ Banks	0	0	0	0.0000	0	0	0
(e)	Any Other (Specify)	0	0	0	0.0000	0	0	0
	Sub-Total (A)(1)	7	2440919	2440699	61.0230	61.0230	0	0



(2) Foreign								
(a) Individuals (Non-Resident individuals/ Foreign Individuals)	0	0	0	0.0000	0.0000	0	0	
(b) Bodies Corporate	0	0	0	0.0000	0.0000	0	0	
(c) Institutions	0	0	0	0.0000	0.0000	0	0	
(d) Qualified Foreign Investor	0	0	0	0.0000	0.0000	0	0	
(e) Any Other (specify)	0	0	0	0.0000	0.0000	0	0	
Sub-Total (A)(2)	0	0	0	0.0000	0.0000	0	0	
Total Shareholding of Promoter and Promoter Group (A)=(A)(1)+(A)(2)	7	2440919	2440699	61.0230	61.0230	0	0	


\$ In this statement, the number of shareholders have been calculated as per number of folios/Accounts in members' data base. Hence, a member having two or more folio/account has been counted as two or more persons as the case may be.

Holding of Promoter & Promoter Group has been considered as per definition given in SEBI' (Issue of Capital and Disclosure Requirements) Regulations, 2009 as amended.

(B) Public Shareholding³							
(1) Institutions							
(a) Mutual Funds/ UTI	0	0	0	0.0000	0.0000	NA	NA
(b) Financial Institutions/ Banks	2	200	0	0.0050	0.0050	NA	NA
(c) Central Government/ State Government (s)	0	0	0	0.0000	0.0000	NA	NA
(d) Venture Capital Funds	0	0	0	0.0000	0.0000	NA	NA
(e) Insurance Companies	0	0	0	0.0000	0.0000	NA	NA
(f) Foreign Institutional Investors	0	0	0	0.0000	0.0000	NA	NA
(g) Foreign Venture Capital Investors	0	0	0	0.0000	0.0000	NA	NA
(h) Qualified Foreign Investor	0	0	0	0.0000	0	NA	NA
(i) Any Other (specify)	0	0	0	0.0000	0.0000	NA	NA
Sub-Total (B)(1)	2	200	0	0.0050	0.0050	NA	NA


(2) Non- institutions							
(a) Bodies Corporate	74	407558	151558	10.1890	10.1890	NA	NA
(b) Individuals							
i. Individuals shareholders holding nominal share capital up to Rs. 1 Lakh.	5609	978064	491619	24.4516	24.4516	NA	NA
ii. Individuals shareholders holding nominal share capital excess of Rs. 1 Lakh.	5	172148	172148	4.3037	4.3037	NA	NA
(c) Qualified Foreign Investor	0	0	0	0.0000	0	NA	NA
(d) Any Other (specify)							
a) NRI / OCB	1	500	500	0.0125	0.0125	NA	NA
c) Clearing Member	5	611	611	0.0153	0.0153	NA	NA
Sub-Total (B)(2)	5694	1558881	816436	38.9720	38.9720	NA	NA
Total Public Shareholding (B)=(B)(1)+(B)(2)	5696	1559081	816436	38.9770	38.9770	NA	NA
TOTAL (A)+(B)	5703	4000000	3257135	100.0000	100.0000	NA	NA

(C) Shares held by Custodians and against which Depository Receipts have been issued	0	0	0	0	0	NA	NA
(1) Promoter and Promoter Group							
(2) Public							
GRAND TOTAL (A)+(B)+(C)	5703	4000000	3257135	100.0000	100.0000	NA	NA



(1)(b) Statement showing holding of securities (including shares, warrants, convertible securities) of persons belonging to the category "Promoter and Promoter Group"

Sr. No.	Name of the shareholder	Details of Shares held		Encumbered Shares (*)		Details of Warrants		Details of Convertible securities		Total shares (including underlying shares assuming full conversion of warrants and convertible securities) as a % of diluted share capital	
		No. of shares held	As a % of grand total (A)+(B)+(C)	Number	As a percentage	Number of warrants held	As a % total number of warrants of the same class	Number of convertible securities held	As a % total number of convertible securities of the same class		
(I)	(II)	(III)	(IV)	(V)	(VI)	(VII)	(VIII)	(IX)	(X)	(XI)	(XII)
1	Shri M. P. Mehrotra	6510	0.1628	0	0	0	0	0	0	0	0
2	Shri Ramji Mehrotra	10	0.0003	0	0	0	0	0	0	0	0
3	VLS Capital Ltd.	L2384289	59.6072	0	0	0	0	0	0	0	0
4	Ms. Divya Mehrotra	50110	1.2528	0	0	0	0	0	0	0	0
5	VLS Finance Ltd.	0	0.0000	0	0	0	0	0	0	0	0
6	Mrs. Sushma Mehrotra	0	0.0000	0	0	0	0	0	0	0	0
7	Mrs. Sadhana Mehrotra	0	0.0000	0	0	0	0	0	0	0	0
8	VLS Commodities Pvt. Ltd.	0	0.0000	0	0	0	0	0	0	0	0
9	Pragati Moulders Ltd.	0	0.0000	0	0	0	0	0	0	0	0
10	M. P. Mehrotra (HUF)	0	0.0000	0	0	0	0	0	0	0	0
11	Ms. Daya Mehrotra	0	0.0000	0	0	0	0	0	0	0	0
12	VLS Securities Ltd.	0	0.0000	0	0	0	0	0	0	0	0
13	VLS Asset Management Ltd.	0	0.0000	0	0	0	0	0	0	0	0
	TOTAL	2440919	61.0230	0	0	0	0	0	0	0	0



(1) (C) (i) Statement showing holding of securities (including shares, warrants, convertible securities) of persons belonging to the category "Public" and holding more than 1% of the total number of shares

Sr. No.	Name of the shareholder	Number of shares	Shares as a percentage of total number of shares (i.e., Grand Total (A)+(B)+(C) indicated in Statement at para (I)(a) above).	Details of warrants			Details of Convertible securities		Total shares (including underlying shares assuming full conversion of warrants and convertible securities) as a % of diluted share capital
				Number of warrants held	As a % total number of warrants of the same class	Number of convertible securities held	% w.r.t. total number of convertible securities of the same class		
1	Sarla Singhal	46549	1.1637	0	0	0	0	0	0
2	S. Sangeetha	60060	1.5015	0	0	0	0	0	0
3	VSL Securities Pvt. Ltd.	78379	1.9595	0	0	0	0	0	0
4	The Dhampur Sugar Mills Ltd.	250000	6.2500	0	0	0	0	0	0
	TOTAL	434988	10.8747	0	0	0	0	0	0

(1) (C) (ii) Statement showing holding of securities (including shares, warrants, convertible securities) of persons together with PAC belonging to the category "Public" and holding more than 5% of the total number of shares of the Company

Sr. No.	Name (s) of the shareholders and the Persons Acting in Concert (PAC) with them	Number of shares	Shares as a percentage of total number of shares (i.e., Grand Total (A)+(B)+(C) indicated in Statement at para (I)(a) above).	Details of warrants			Details of Convertible securities		Total shares (including underlying shares assuming full conversion of warrants and convertible securities) as a % of diluted share capital
				Number of warrants held	As a % total number of warrants of the same class	Number of convertible securities held	% w.r.t. total number of convertible securities of the same class		
1	The Dhampur Sugar Mills Ltd.	250000	6.2500	0	0	0	0	0	0
	TOTAL	250000	6.2500	0	0	0	0	0	0



(1)(d) **Statement showing details of locked-in shares**

Sr. No.	Name of the shareholder	Number of locked-in shares	Locked-in shares as a percentage of total number of shares {i.e., Grand Total (A)+(B)+(C) indicated in Statement at para (I)(a) above}.
	NIL	NIL	NIL
			NIL
	TOTAL	NIL	NIL

(II)(a) **Statement showing details of Depository Receipts (DRs)**

Sr. No.	Type of outstanding DR (ADRs, GDRs, SDRS,etc)	Number of outstanding DRs	Number of shares underlying outstanding DRs.	Share underlying outstanding DRs as a percentage of total number of shares { i.e. Grand Total (A)+(B)+(C) indicated in Statement at para (I)(A) above}
	NIL	NIL	NIL	NIL
				NIL
	TOTAL	NIL	NIL	NIL

(II)(b) **Statement showing Holding of Depository Receipts (DRs), where underlying shares held by promoter/promoter group are in excess of 1% of the total number of shares.**


Sr. No.	Name of the DR Holder	Type of outstanding DR (ADRs, GDRs, SDRS,etc)	Number of shares underlying outstanding DRs.	Share underlying outstanding DRs as a percentage of total number of shares { i.e. Grand Total (A)+(B)+(C) indicated in Statement at para (I)(A) above}
	NIL	NIL	NIL	NIL
				NIL
	TOTAL	NIL	NIL	NIL

(III)(a) **Statement showing the voting pattern of shareholders, if more than one class of shares/securities is issued by the issuer. (Give description of voting rights for each class of security.**

Not applicable as only one class of shares viz. equity shares has been issued.

Class X:
Class Y:
Class Z:)

Category code	Category of Shareholder	Number of Voting Rights held in each class of securities			Total Voting Rights (III+IV+V)	Total Voting Rights i.e. (VI)	
		Class X	Class Y	Class Z		As a percentage of (A+B)	As a percentage
		(III)					(VIII)
(I)	(II)	(III)	(IV)	(V)	(VI)	(VII)	(VIII)
(A)	Promoter and Promoter Group						
(1)	Indian						
(a)	Individuals/ Hindu Undivided Family						
(b)	Central Government/ State Government (s)						
(c)	Bodies Corporate						
(d)	Financial Institutions/ Banks						
(e)	Any Other (Specify)						
	Sub-Total (A)(1)						



(2)	Foreign						
(a)	Individuals (Non-Resident individuals/ Foreign Individuals)						
(b)	Bodies Corporate						
(c)	Institutions						
(d)	Any Other (specify)						
	Sub-Total (A)(2)						
	Total Shareholding of Promoter and Promoter Group (A)=(A)(1)+(A)(2)						
(B)	Public Shareholding						
(1)	Institutions						
(a)	Mutual Funds/ UTI						
(b)	Financial Institutions/ Banks						
(c)	Central Government/ State Government (s)						
(d)	Venture Capital Funds						
(e)	Insurance Companies						
(f)	Foreign Institutional Investors						
(g)	Foreign Venture Capital Investors						
(h)	Any Other (specify)						
	Sub-Total (B)(1)						
(2)	Non- institutions						
(a)	Bodies Corporate						
(b)	Individuals						
	i. Individuals shareholders holding nominal share capital up to Rs. 1 Lakh.						
	ii. Individuals shareholders holding nominal share capital excess of Rs. 1 Lakh.						
(c)	Any Other (specify)						
	Sub-Total (B)(2)						
	Total Public Shareholding (B)=(B)(1)+(B)(2)						
	TOTAL (A)+(B)						
(C)	Shares held by Custodians and against which Depository Receipts have been issued						
	GRAND TOTAL (A)+(B)+(C)						

