

**Format of holding of specified securities**

1. Name of Listed entity : SOUTH ASIAN ENTERPRISIS LTD  
2. Scrip Code/Name of Scrip/Class of Security : 526477  
3. Share Holding Pattern Filed under : Reg. 31(1)(b)  
a) if under 31(1)(b) then indicate the report for Quarter ending 31/03/2016  
b) if under 31(1)(c) then indicate date of allotment/extinguishment
4. Declaration: The Listed entity is required to submit the following declaration to the extent of submission of information :-

	Particulars	Yes*	No*
1	Whether the listed entity has issued any partly paid shares ?	Yes	
2	Whether the listed entity has issued any Convertible Securities or Warrants ?		No
3	Whether the listed entity has any shares against which depository receipts are issued ?		No
4	Whether the listed entity has any shares locked-in?		No
5	Whether any shares held by promoters are pledge or otherwise encumbered ?		No

\* If the Listed entity selects the option 'No' for the questions above, the columns for the partly paid shares, Outstanding Convertible Securities/Warrants, Depository receipts, locked-in shares, No. of shares pledged or otherwise encumbered by promoters, as applicable, shall not be displayed at the time of dissemination on the Stock Exchange website. Also wherever there is 'No' declared by Listed Entity in above table the values will be considered as 'Zero' by default on submission of the format of holding of specified securities.




Table - I Summary Statement holding of specified securities

Category (I)	Category of shareholder (II)	No. of Shareholders	No. of fully paid up equity shares held (iv)	No. of Partly paid up equity shares held (v)	No. of Shares underlying Depository Receipts (vi)	Total nos. shares held (VII)=(IV)+(V)+(VI)	Shareholding as a % of total no. of shares (calculated as per SCRR, 1957) (VIII) As a % of (A+B+C2)	Number of Voting Rights held in each class of securities (IX)			No. of Shares Underlying Outstanding convertible securities (including warrants) (X)	Shareholding as a % assuming full conversion of convertible securities (as a percentage of diluted share capital)	Number of locked in Shares (XII)		Number of Shares pledged or otherwise encumbered (XIII)	Number of Equity shares held in dematerialised form (XIV)
								No. of Voting Rights		Total as a % of (A+B+C)			No. (a)	As a % of total shares held (b)		
								Class X	Class Y							
(A)	Promoter & Promoter Group	4	2440919	0	0	2440919	61.02	2440919	0	2440919	61.02	0	61.02	0	0	2440699
(B)	Public	5669	1555281	3800	0	1559081	38.98	1559081	0	1559081	38.98	0	38.98	0	0	820836
(C)	Non Promoter - Non Public	0	0	0	0	0	0	0	0	0	0	0	0	0	0	0
(C1)	Shares underlying DRs	0	0	0	0	0	0	0	0	0	0	0	0	0	0	0
(C2)	Shares held by Employee Trusts	0	0	0	0	0	0	0	0	0	0	0	0	0	0	0
	<b>Total</b>	<b>5673</b>	<b>3996200</b>	<b>3800</b>	<b>0</b>	<b>4000000</b>	<b>100</b>	<b>4000000</b>	<b>0</b>	<b>4000000</b>	<b>100</b>	<b>0</b>	<b>100</b>	<b>0</b>	<b>0</b>	<b>3261535</b>




Table - II Statement showing shareholding pattern of the Promoter &amp; Promoter Group

Category and name of the shareholders (I)	PAN (II)	No. of Shareholders (III)	No. of fully paid up equity shares held (iv)	No. of Partly paid up equity shares held (v)	No. of Shares underlying Depository Receipts (vi)	Total nos. shares held (VII)=(IV)+(V)+(VI)	Shareholding % calculated as per SCRR, 1957 As a % of (A+B+C2) (VIII)	Number of Voting Rights held in each class of securities (IX)			No. of Shares Underlying Outstanding convertible securities (Including warrants) (X)	Total Shareholding as a % assuming full conversion of convertible securities (as a percentage of diluted share capital)	Number of locked in Shares (XII)		Number of Shares pledged or otherwise encumbered	Number of Equity shares held in dematerialised form (XIV)		
								No. of Voting Rights					Total as a % of Total Voting rights	No. (a)			As a % of total shares held (b)	
								Class X	Class Y	Total								
<b>(1) Indian</b>																		
(a) Individuals/Hindu undivided Family		3	56630	0	0	56630	1.42	56630	0	56630	1.42	0	1.42	0	0	0	0	56610
(b) Central Government/State Government(s)		0	0	0	0	0	0	0	0	0	0	0	0	0	0	0	0	0
(c) Financial Institutions/Banks		0	0	0	0	0	0	0	0	0	0	0	0	0	0	0	0	0
(d) Any other - Group Companies		1	2384289	0	0	2384289	59.61	2384289	0	2384289	59.61	0	59.61	0	0	0	0	2384089
<b>Sub-Total (A) (1)</b>		<b>4</b>	<b>2440919</b>	<b>0</b>	<b>0</b>	<b>2440919</b>	<b>61.02</b>	<b>0</b>	<b>0</b>	<b>2440919</b>	<b>61.02298</b>	<b>0</b>	<b>61.02</b>	<b>0</b>	<b>0</b>	<b>0</b>	<b>0</b>	<b>2440699</b>
<b>(2) Foreign</b>																		
(a) Individuals/(Non-Resident Individuals/Foreign Individuals)		0	0	0	0	0	0	0	0	0	0	0	0	0	0	0	0	0
(b) Government		0	0	0	0	0	0	0	0	0	0	0	0	0	0	0	0	0
(c) Institutions		0	0	0	0	0	0	0	0	0	0	0	0	0	0	0	0	0
(d) Foreign Portfolio Investor		0	0	0	0	0	0	0	0	0	0	0	0	0	0	0	0	0
(e) Any Other - Body Corporates		0	0	0	0	0	0	0	0	0	0	0	0	0	0	0	0	0
<b>Sub-Total (A) (2)</b>		<b>0</b>	<b>0</b>	<b>0</b>	<b>0</b>	<b>0</b>	<b>0</b>	<b>0</b>	<b>0</b>	<b>0</b>	<b>0</b>	<b>0</b>	<b>0</b>	<b>0</b>	<b>0</b>	<b>0</b>	<b>0</b>	<b>0</b>
<b>Total Shareholding of Promoter &amp; Promoter Group (A)=(A)(1)+(A)(2)</b>		<b>4</b>	<b>2440919</b>	<b>0</b>	<b>0</b>	<b>2440919</b>	<b>61.02</b>	<b>0</b>	<b>0</b>	<b>2440919</b>	<b>61.02</b>	<b>0</b>	<b>61.02</b>	<b>0</b>	<b>0</b>	<b>0</b>	<b>0</b>	<b>2440699</b>




Table - III Statement showing shareholding pattern of the Public Shareholder

	Category and name of the shareholders (I)	PAN (II)	No. of Shareholders (III)	No. of fully paid up equity shares held (iv)	No. of Partly paid up equity shares held (v)	No. of Shares underlying Depository Receipts (vi)	Total nos. shares held (VII)=(IV)+(V)+(VI)	Shareholding % calculated as per SCRR, 1957 As a % of (A+B+C2) (VIII)	Number of Voting Rights held in each class of securities (IX)			No. of Shares Underlying Outstanding convertible securities (including warrants) (X)	Total Shareholding as a % assuming full conversion of convertible securities (as a percentage of diluted share capital)	Number of locked in Shares (XII)		Number of Shares pledged or otherwise encumbered (XIII)	Number of Equity shares held in dematerialised form (XIV)
									No. of Voting Rights		Total as a % of Total voting rights			No. (a)	As a % of total shares held (b)		
									Class X	Class Y							
(1)	<b>Institutions</b>																
(a)	Mutual Funds		0	0	0	0	0	0	0	0	0	0	0	0	0	0	0
(b)	Venture Capital Funds		0	0	0	0	0	0	0	0	0	0	0	0	0	0	0
(c)	Alternate Investment Funds		0	0	0	0	0	0	0	0	0	0	0	0	0	0	0
(d)	Foreign Venture Capital Investors		0	0	0	0	0	0	0	0	0	0	0	0	0	0	0
(e)	Foreign Portfolio Investors		0	0	0	0	0	0	0	0	0	0	0	0	0	0	0
(f)	Financial Institutions/Banks		2	200	0	0	200	0.01	200	0	200	0.01	0	0.01	0	0	0
(g)	Insurance Companies		0	0	0	0	0	0	0	0	0	0	0	0	0	0	0
(h)	Provident Funds/Pension Funds		0	0	0	0	0	0	0	0	0	0	0	0	0	0	0
(i)	Any other		0	0	0	0	0	0	0	0	0	0	0	0	0	0	0
	Foreign Financial Institutions		0	0	0	0	0	0	0	0	0	0	0	0	0	0	0
	<b>Sub-Total (B)(1)</b>		<b>2</b>	<b>200</b>	<b>0</b>	<b>0</b>	<b>200</b>	<b>0.01</b>	<b>200</b>	<b>0</b>	<b>200</b>	<b>0.01</b>	<b>0</b>	<b>0.01</b>	<b>0</b>	<b>0</b>	<b>0</b>
(2)	Central Government/State Government(s)/ President of India		0	0	0	0	0	0	0	0	0	0	0	0	0	0	0
	<b>Sub-Total (B)(2)</b>		<b>0</b>	<b>0</b>	<b>0</b>	<b>0</b>	<b>0</b>	<b>0</b>	<b>0</b>	<b>0</b>	<b>0</b>	<b>0</b>	<b>0</b>	<b>0</b>	<b>0</b>	<b>0</b>	<b>0</b>
(3)	<b>Non-Institutions</b>																
(a)	<b>Individuals</b>																
	i. Individual shareholders holding nominal share capital up to Rs. 2 lakhs.		5586	1000400	3800	0	1004200	25.11	1004200	0	1008000	25.2	0	25.11	0	0	0
	ii. Individual shareholders holding nominal share capital in excess of Rs. 2 lakhs.		3	145797	0	0	145797	3.64	145797	0	145797	3.64	0	3.64	0	0	0
(b)	NBFCs registered with RBI		0	0	0	0	0	0	0	0	0	0	0	0	0	0	0
(c)	Employee Trusts		0	0	0	0	0	0	0	0	0	0	0	0	0	0	0
(d)	Overseas Depositories (holding DRs) (balancing Figures)		0	0	0	0	0	0	0	0	0	0	0	0	0	0	0
(e)	Any other		0	0	0	0	0	0	0	0	0	0	0	0	0	0	0
	Body Corporates		73	404159	0	0	404159	10.1	404159	0	404159	10.1	0	10.1	0	0	148159
	Clearing Members		4	425	0	0	425	0.01	425	0	425	0.01	0	0.01	0	0	425
	Non Residents		1	500	0	0	500	0.01	500	0	500	0.01	0	0.01	0	0	500
	Trusts		0	0	0	0	0	0	0	0	0	0	0	0	0	0	0
	Foreign Company		0	0	0	0	0	0	0	0	0	0	0	0	0	0	0
	<b>Sub-Total (B)(3)</b>		<b>5667</b>	<b>1551281</b>	<b>3800</b>	<b>0</b>	<b>1555081</b>	<b>38.87703</b>	<b>1555081</b>	<b>0</b>	<b>1558881</b>	<b>38.97203</b>	<b>0</b>	<b>38.88</b>	<b>0</b>	<b>0</b>	<b>820836</b>
	<b>Total Public Shareholding (B)=(B)(1)+(B)(2)+(B)(3)</b>		<b>5669</b>	<b>1551481</b>	<b>3800</b>	<b>0</b>	<b>1555281</b>	<b>38.88203</b>	<b>1555281</b>	<b>0</b>	<b>1559081</b>	<b>38.97703</b>	<b>0</b>	<b>38.88</b>	<b>0</b>	<b>0</b>	<b>820836</b>



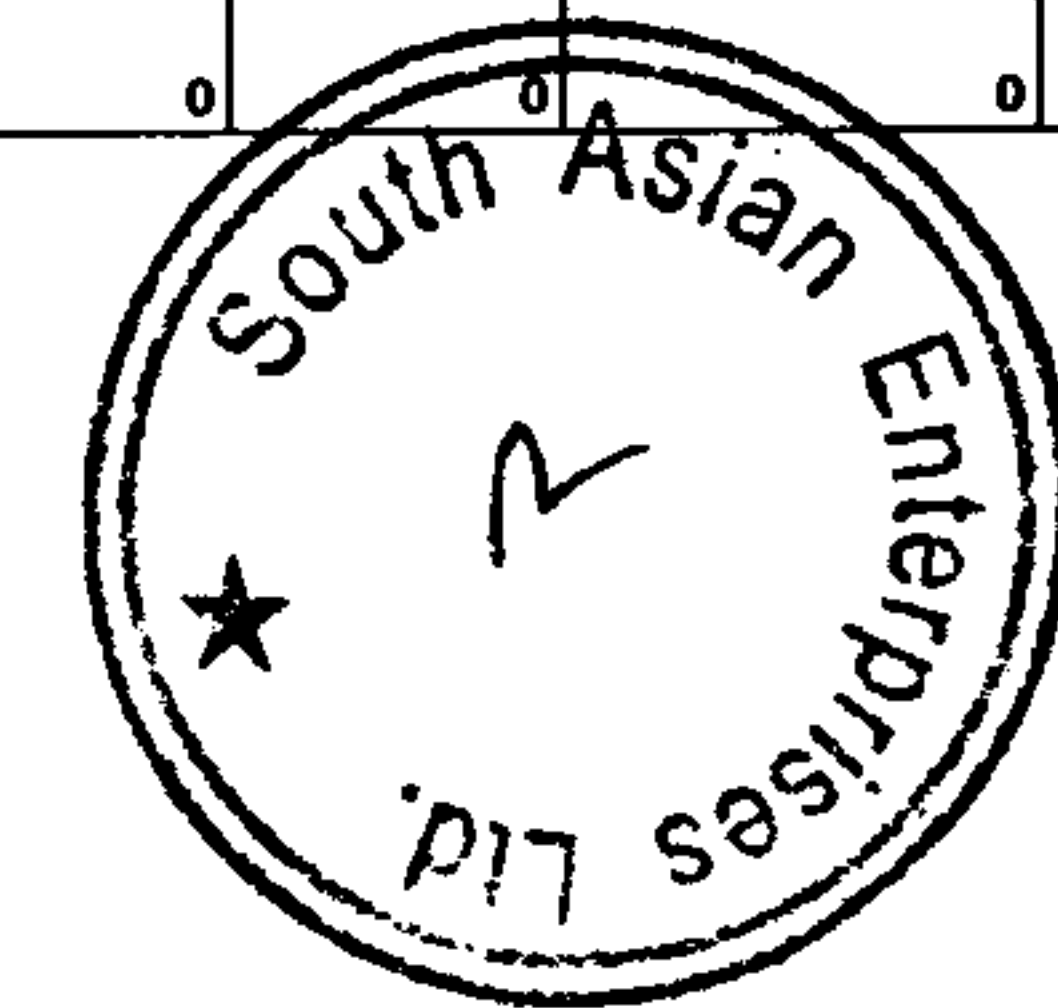




Table - IV Statement showing shareholding pattern of the Non- Promoter - Non Public Shareholder																	
Category and name of the shareholders (I)	PAN (II)	No. of Shareholders (III)	No. of fully paid up equity shares held (iv)	No. of Partly paid up equity shares held (v)	No. of Shares underlying Depository Receipts (vi)	Total nos. shares held (VII)=(IV)+(V)+(VI)	Shareholding % calculated as per SCRR,1957 As a % of (A+B+C2) (VIII)	Number of Voting Rights held in each class of securities (IX)			No. of Shares Underlying Outstanding convertible securities (Including warrants) (X)	Shareholding as a % assuming full conversion of convertible securities (as a percentage of diluted share)	Number of locked in Shares (XII)		Number of Shares pledged or otherwise encumbered (XIII)	Number of Equity shares held in dematerialised form (XIV)	
								No. of Voting Rights		Total as a % of (A+B+C)			No. (a)	As a % of total shares held (b)			
								Class X	Class Y								Total
(1) Custodian/DR holder																	
(a) Name of DR Holder (if available)	0	0	0	0	0	0	0	0	0	0	0	0	0	0	0	0	0
(i)	0	0	0	0	0	0	0	0	0	0	0	0	0	0	0	0	0
(ii)	0	0	0	0	0	0	0	0	0	0	0	0	0	0	0	0	0
(2) Employee Benefit Trust (under SEBI (share based Employee Benefit) Regulations, 2014)	0	0	0	0	0	0	0	0	0	0	0	0	0	0	0	0	0
<b>Total Non- Promoter- Non Public Shareholding</b>	0	0	0	0	0	0	0	0	0	0	0	0	0	0	0	0	0
<b>C= c(1)+c(2)</b>	0	0	0	0	0	0	0	0	0	0	0	0	0	0	0	0	0



Annexure to Table - II Statement showing shareholding pattern of the Promoter & Promoter Group																		
Sno	Category and name of the shareholders (I)	PAN (II)	No. of Shareholders (III)	No. of fully paid up equity shares held (iv)	No. of Partly paid up equity shares held (v)	No. of Shares underlying Depository Receipts (vi)	Total nos. shares held (VII)=(IV)+(V)+(VI)	Shareholding as a % of total no. of shares (calculate as per SCRR, 1957) (VII) As a % of (A+B+C2)	Number of Voting Rights held in each class of securities (IX)			No. of Shares Underlying Outstanding convertible securities (Including warrants) (X)	Total Shareholding as a % assuming full conversion of convertible securities (as a percentage of diluted share capital)	Number of locked in Shares (XII)		Number of Shares pledged or otherwise encumbered (XIII)	Number of Equity shares held in dematerialised form (XIV)	
									No. of Voting Rights					Total as a % of Total voting rights	No. (a)			As a % of total shares held (b)
									Class X	Class Y	Total							
A	(d) ANY OTHER - GROUP COMPANIES			0	0	0	0	0	0	0	0	0	0	0	0	0	0	
1	VLS Capital Ltd.	AAACV0130D		2384289	0	0	2384289	59.61	2384289	0	2384289	59.61	0	59.61	0	0	2384089	
A	(a) INDIVIDUALS/HINDU UNDIVIDED FAMILY			0	0	0	0	0	0	0	0	0	0	0	0	0	0	
1	DIVYA MEHROTRA	AAAPM5343D		50110	0	0	50110	1.25	50110	0	50110	1.25	0	1.25	0	0	50110	
2	MAHESH PRASAD MEHROTRA	AAAPM2948M		6510	0	0	6510	0.16	6510	0	6510	0.16	0	0.16	0	0	6500	
3	RAMJI MEHROTRA	AASPM9863F		10	0	0	10	0	10	0	10	0	0	0	0	0	0	
	<b>Total Promoter &amp; Promoter Group</b>			<b>2440919</b>	<b>0</b>	<b>0</b>	<b>2440919</b>	<b>61.02</b>	<b>2440919</b>	<b>0</b>	<b>2440919</b>	<b>61.02</b>	<b>0</b>	<b>61.02</b>	<b>0</b>	<b>0</b>	<b>2440699</b>	



SOUTH ASIAN ENTERPRISIS LTD As on 31/03/2016

Annexure to Table - III Statement showing shareholding pattern of the Public Shareholder holding more than 1% of total number of shares

S No.	Category and name of the shareholders (I)	PAN (II)	No. of Shareholders (III)	No. of fully paid up equity shares held (iv)	No. of Partly paid up equity shares held (v)	No. of Shares underlying Depository Receipts (vi)	Total nos. shares held (VII)=(IV)+(V)+(VI)	Shareholding as a % of total no. of shares (calculated as per SCRR, 1957) (VIII) As a % of (A+B+C2)	Number of Voting Rights held in each class of securities (IX)			No. of Shares Underlying Outstanding convertible securities (including warrants) (X)	Total Shareholding as a % assuming full conversion of convertible securities (as a percentage of diluted share capital)	Number of locked in Shares (XII)		Number of Shares pledged or otherwise encumbered (XIII)	Number of Equity shares held in dematerialised form (XIV)	
									No. of Voting Rights		Total as a % of Total voting rights			No. (a)	As a % of total shares held (b)			
									Class X	Class Y								Total
B	(a) (I) INDIVIDUAL SHAREHOLDERS HOLDING NOMINAL SHARE CAPITAL IN EXCESS OF RS. 2 LAKHS.			0	0	0	0	0	0	0	0	0	0	0	0	0	0	
1	SANGEETHA S	AIIPS3739F		60060	0	0	60060	1.5	60060	0	60060	1.5	0	1.5	0	0	0	60060
2	SARLA SINGHAL	AATPS4502Q		46549	0	0	46549	1.16	46549	0	46549	1.16	0	1.16	0	0	0	45749
B	BODY CORPORATES			0	0	0	0	0	0	0	0	0	0	0	0	0	0	0
1	DHAMPUR SUGAR MILLS LTD			250000	0	0	250000	6.25	250000	0	250000	6.25	0	6.25	0	0	0	0
2	VSL SECURITIES PRIVATE LIMITED	AABCV4700G		78379	0	0	78379	1.96	78379	0	78379	1.96	0	1.96	0	0	0	78379
	<b>Totals</b>			<b>434988</b>	<b>0</b>	<b>0</b>	<b>434988</b>	<b>10.87</b>	<b>434988</b>	<b>0</b>	<b>434988</b>	<b>10.87</b>	<b>0</b>	<b>10.87</b>	<b>0</b>	<b>0</b>	<b>0</b>	<b>184188</b>

For South Asian Enterprises Ltd.

*Aujla*  
16-7-2016

IJS Aujla  
Compliance Officer  
M.No. A34144

