

SOUTH ASIAN ENTERPRISES LTD

Corp. Office: 2nd Floor, 13, Sant Nagar, East of Kailash, New Delhi-110065
Tel. : +91-11-46656666, Fax : +91-11-46656699
Email : southasianenterprises@gmail.com, Website : www.sael.co.in
CIN No. : L91990UP1990PLC011753

November 7, 2015


The Listing Department
Bse Limited
Phiroze Jeejeebhoy Towers
Dalal Street
Mumbai - 400 001

Dear Sir,

In terms of Clause 41 of the Listing Agreement, please find enclosed the certified copy of the un-audited financial results of the Company for the quarter ended on 30th September, 2015, which were taken on record in the meeting of the Board of Directors of the Company, held on even date. The 'Limited Review Report' given by the statutory auditors of the Company with respect to the un-audited financial results of the Company for the Quarter ended 30th September, 2015 is also enclosed.

Kindly take the above on record and acknowledge.

Thanking you,
For South Asian Enterprises Ltd.



R. C. Pandey
Company Secretary

Encl: as above

ANIL PARIK & GARG
Chartered Accountants

33, ANAND BAZAR,
SWAROOP NAGAR,
KANPUR – 208002
TEL. : 2541272, 3047244
E-Mail : apg2002@gmail.com

LIMITED REVIEW REPORT

“We have reviewed the accompanying statement of unaudited financial result of SOUTH ASIAN ENTERPRISES LIMITED for the quarter ended 30th September, 2015 except for the disclosures regarding ‘Public Shareholding’ and ‘Promoter and Promoter Group Shareholding’ which have been traced from disclosures made by the management and have not been audited by us. This statement is the responsibility of the company’s Management and has been approved by the Board of Directors. Our responsibility is to issue a report on these financial statements based on our review.

We conduct our review in accordance with the Standard on Review Engagement (SRE) 2400, Engagements to Review Financial Statements issued by the Institute of Chartered Accountants of India. This standard requires that we plan and perform the review to obtain moderate assurance as to whether the financial statements are free of material misstatements. A review is limited primarily to inquiries of company personnel and analytical procedures applied to financial data and thus provide less assurance than an audit. We have not performed an audit and accordingly, we do not express an audit opinion.

Based on our review conducted as above, nothing has come to our attention that causes us to believe that the accompanying statement of unaudited financial results prepared in accordance with applicable accounting standards specified under the Companies Act, 1956 [which are deemed to be applicable in respect of section 133 of the Companies Act, 2013 read with rule 7 of the Companies (Accounts) Rules, 2014] and other recognized accounting practices and policies, has not disclosed the information required to be disclosed in terms of Clause 41 of the Listing Agreement including the manner in which it is to be disclosed, or that it contains any material misstatement.

PLACE : New Delhi
DATE : 07.11.2015

FOR ANIL PARIK & GARG
CHARTERED ACCOUNTANTS
Firm Reg. No. 001674C



[Signature]
(H.K. PARIK)
PARTNER
M. No. 70250

SOUTH ASIAN ENTERPRISES LIMITED

Regd. Office: Mikky House, K-Block, Kidwai Nagar, Kanpur-208011

Corp. Office: 2nd Floor, 13, Sant Nagar, East of Kailash, New Delhi-110065, Ph. No.011-46656666, Fax No.011-46656699

CIN No.L91990UP1990PLC011753, Website: www.sael.co.in, Email: southasianenterprises@gmail.com

UNAUDITED FINANCIAL RESULTS FOR THE QUARTER ENDED 30TH SEPTEMBER, 2015

(Rs. in Lacs)


No.	Particulars	Quarter Ended			Half Year Ended		Year ended
		30.09.2015	30.06.2015	30.09.2014	30.09.2015	30.09.2014	31.03.2015
		(Unaudited)	(Unaudited)	(Unaudited)	(Unaudited)	(Unaudited)	(Audited)
1	Income from Operations						
	Net Sales/ Income from Operations	38.17	64.34	75.94	102.51	107.02	208.63
2	Expenses						
	a) Purchases of stock-in-trade	16.35	22.67	22.98	39.02	35.13	66.55
	b) Employee benefits expense	9.63	9.12	9.25	18.75	17.54	40.13
	c) Depreciation and amortisation expense	1.07	1.03	0.85	2.10	1.68	4.22
	d) Lease Rentals	3.04	2.95	2.93	5.99	5.85	11.69
	e) Other Expenses	16.90	16.30	22.93	33.20	36.20	66.42
	f) Changes in inventories (Increased)/Decreased	(0.12)	(5.61)	6.59	(5.73)	2.36	5.85
	Total Expenses	46.87	46.46	65.53	93.33	98.76	194.86
- 3	Profit/(Loss) from Operations before other income, Finance Costs & Exceptional Items (1-2)	(8.70)	17.88	10.41	9.18	8.26	13.77
4	Other Income	2.46	3.60	1.44	6.06	6.20	16.63
5	Profit / (Loss) from ordinary activities before Finance Cost & Exceptional Items (3+4)	(6.24)	21.48	11.85	15.24	14.46	30.40
6	Finance Cost	0.18	0.11	0.15	0.29	0.30	0.53
7	Profit/(Loss) from ordinary activities after Finance Costs but before Exceptional Items (5-6)	(6.42)	21.37	11.70	14.95	14.16	29.87
8	Exceptional Items	-	-	-	-	-	-
9	Profit/(Loss) from ordinary activities before Tax (7-8)	(6.42)	21.37	11.70	14.95	14.16	29.87
10	Less/(Add): Tax Expense/(credits)	(2.01)	6.44	3.72	4.43	4.61	9.00
11	Net Profit/(Loss) from ordinary activities after Tax (9-10)	(4.41)	14.93	7.98	10.52	9.55	20.87
	Extraordinary Item (net of tax expense)	-	-	-	-	-	-
	Net Profit/ Loss for the period (11+12)	(4.41)	14.93	7.98	10.52	9.55	20.87
14	Paid Up Equity Share Capital (Rs.10/-) each	399.90	399.90	399.90	399.90	399.90	399.90
15	Reserves, excluding Revaluation Reserve as per balance sheet of previous accounting year						815.54
16	Earnings Per Share (EPS)						
	a) Basic and Diluted EPS before Extraordinary items	(0.11)	0.37	0.20	0.26	0.24	0.52
	b) Basic and Diluted EPS after Extraordinary items	(0.11)	0.37	0.20	0.26	0.24	0.52
A	PARTICULARS OF SHAREHOLDING						
1	Public Shareholding						
	- No of Shares	1,559,081	1,559,081	1,559,081	1,559,081	1,559,081	1,559,081
	- Percentage of shareholding	38.98%	38.98%	38.98%	38.98%	38.98%	38.98%
2	Promoters and promoter group Shareholding						
	a) Pledged/ Encumbered						
	- No. of shares	-	-	-	-	-	-
	- % of shares (as a % of the total shareholding of promoter and promoter group)	-	-	-	-	-	-
	- % of shares (as a % of the total share capital of the Company)	-	-	-	-	-	-
	b) Non-encumbered						
	- No. of shares	2,440,919	2,440,919	2,440,919	2,440,919	2,440,919	2,440,919
	- % of shares (as a % of the total shareholding of promoter and promoter group)	100%	100%	100%	100%	100%	100%
	- % of shares (as a % of the total share capital of the Company)	61.02%	61.02%	61.02%	61.02%	61.02%	61.02%

Particulars		3 months ended on 30.09.2015
B	INVESTOR COMPLAINTS	
	Pending at the beginning of the quarter	
	Received during the quarter	Nil
	Disposed of during the quarter	Nil
	Remaining unresolved at the end of the quarter	Nil

NOTES:

- The above financial results, duly reviewed by the Audit Committee, were approved and taken on record by the Board of Directors in their meeting held on 07.11.2015 and have been subjected to a Limited Review by the Statutory Auditors of the Company.
- Corresponding figures of the previous year/quarter ended 30th September, 2015 have been regrouped/ rearranged, wherever necessary.
- The results of the Company are available at www.sael.co.in and at www.bseindia.com, the official website of BSE Ltd.

For and on behalf of the Board



T. B. Gupta
Managing Director
DIN: 00106181

Place: New Delhi
Date: 07/11/2015


SOUTH ASIAN ENTERPRISES LIMITED
 Regd. Office: Mikky House, K-Block, Kidwai Nagar, Kanpur-208 011
 Corp. Office: 2nd Floor, 13, Sant Nagar, East of Kailash, New Delhi-110065
 Ph. No. 011-46656666, Fax No.011-46656699
CIN No.L91990UP1990PLC011753, Website: www.sael.co.in,
Email: southasianenterprises@gmail.com

Reporting of Segment-wise Revenue, Results and Capital Employed under clause 41 of the Listing Agreement

(Rs. in Lacs)

	Quarter Ended			Half Year ended		Year ended
	30.09.2015	30.06.2015	30.09.2014	30.09.2015	30.09.2014	31.03.2015
	(Unaudited)	(Unaudited)	(Unaudited)	(Unaudited)	(Unaudited)	(Audited)
1. Segment Revenue						
a. Entertainment	14.59	15.57	12.61	30.16	26.64	49.80
b. Trading	23.58	48.77	63.33	72.35	80.38	158.83
c. Others	2.46	3.60	1.44	6.06	6.20	16.63
Total	40.63	67.94	77.38	108.57	113.22	225.26
Less: Inter Segment Revenue	-	-	-	-	-	-
Net Income from Operations	40.63	67.94	77.38	108.57	113.22	225.26
Segment Results Profit (+)/loss (-) before tax and interest from each segment						
a. Entertainment	(6.59)	(2.72)	5.39	(9.31)	(7.58)	(21.77)
b. Trading	(2.11)	20.60	5.02	18.49	15.84	35.54
c. Others	2.46	3.60	1.44	6.06	6.20	16.63
Total Segment Result	(6.24)	21.48	11.85	15.24	14.46	30.40
Less: i) Interest Expenses	0.18	0.11	0.15	0.29	0.30	0.53
ii) Other un-allocable expenditure net off	-	-	-	-	-	-
iii) Unallocable income	-	-	-	-	-	-
Total Profit/(Loss) Before Tax	(6.42)	21.37	11.70	14.95	14.16	29.87
Capital Employed (Segment Assets-Segment Liabilities)						
a. Entertainment	149.53	144.05	118.92	149.53	118.92	142.10
b. Trading	78.68	88.91	90.26	78.68	90.26	76.19
c. Others	1002.01	1,002.01	1,002.01	1,002.01	1,002.01	1,002.01
Total	1230.22	1,234.97	1,211.19	1,230.22	1,211.19	1,220.30

For and on behalf of the Board



T. B. Gupta
Managing Director

DIN: 00106181

Place: New Delhi

Date: 07/11/2015

SOUTH ASIAN ENTERPRISES LIMITED

Regd. Office: Mikky House, K-Block, Kidwai Nagar, Kanpur- 208011 (U.P.)

CIN No.L91990UP1990PLC011753, Website: www.sael.co.in, Email: southasianenterprises@gmail.com

Statement of Assets and Liabilities As at 30th September, 2015

(Rs. in Rupees)

Particulars	As at 30.09.2015	As at 31.03.2015
	unaudited	Audited
A I. EQUITY AND LIABILITIES		
1 Shareholder's Funds		
(a) Share Capital	3,99,90,500	3,99,90,500
(b) Reserves and Surplus	8,26,06,166	8,15,53,674
Sub-Total - Shareholders Funds	12,25,96,666	12,15,44,174
2 Non-Current Liabilities		
(a) Deferred Tax Liabilities (Net)	4,24,867	4,85,777
(b) Long- Term Provisions	1,96,929	1,96,929
Sub-Total - Non-Current Liabilities	6,21,796	6,82,706
3 Current Liabilities		
(a) Short-Term Borrowings	-	55,576
(b) Trade Payables	6,95,761	8,184
(c) Other Current Liabilities	10,03,551	9,49,519
(d) Short-Term Provisions	10,25,861	12,86,479
Sub-Total - Current Liabilities	27,25,173	22,99,758
TOTAL- EQUITY AND LIABILITIES	12,59,43,635	12,45,26,638
B Assets		
1 Non-Current Assets		
(a) Fixed Assets	23,51,185	25,45,122
(b) Non-Current Investments	10,02,00,705	10,02,00,705
(c) Long-Term Loans and Advances	78,050	78,050
Sub-Total - Non-Current Assets	10,26,29,940	10,28,23,877
2 Current Assets		
(a) Inventories	30,80,723	25,07,413
(b) Trade Receivables	43,32,596	40,62,441
(c) Cash and Cash Equivalents	1,16,22,358	1,15,39,221
(d) Short-Term Loans and Advances	19,93,175	16,79,361
(e) Other Current Assets	22,84,843	19,14,325
Sub-Total - Current Assets	2,33,13,695	2,17,02,761
Total ASSETS	12,59,43,635	12,45,26,638

For and on behalf of the Board



T. B. Gupta

Managing Director

Place: New Delhi

Date: 07/11/2015